



Facts about Södertälje

UPDATED MAY 2011



An aerial photograph of Södertälje, Sweden. The image shows a wide river flowing through the city. A large bridge with two dark, angled supports crosses the river. A boat is visible on the river, moving towards the bridge. The surrounding area includes residential buildings, green spaces, and a road with cars. The sky is clear and blue.

Södertälje – the hub

Södertälje is no ordinary Swedish city. Far from it. Since time immemorial, Södertälje has been an important trading place, a hub where city meets countryside, where motorways intersect railways, where global companies meet small businesses. People come here from all over the world to create a future for themselves. Welcome to the international capital of Sweden!

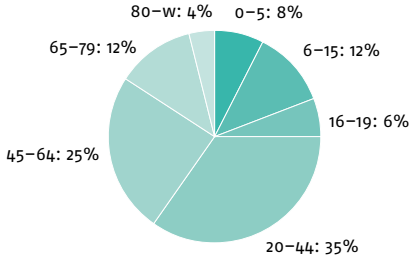
Population

NUMBER OF INHABITANTS

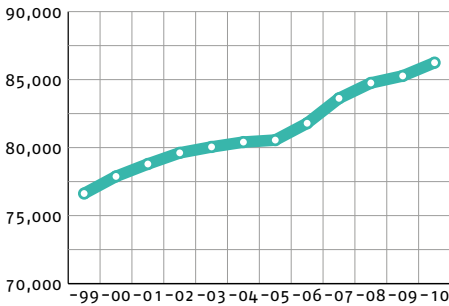
86,246 (Sweden's 20th biggest municipality).

AGE PROFILE

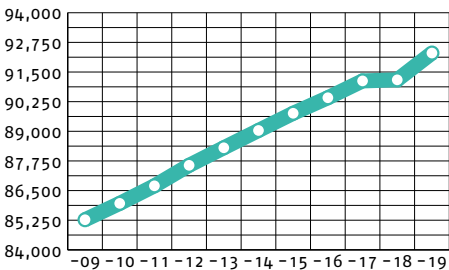
Average age 38.9 (national average: 41.1).



POPULATION GROWTH, 1999-2010



FORECAST POPULATION GROWTH, 2009-2019



MEDIAN INCOME, SÖDERTÄLJE 2009

Södertälje	Sweden
217.4	228.4

INHABITANTS WITH A FOREIGN BACKGROUND¹

Iraq	8,447
Finland	6,604
Syria	5,821
Turkey	5,396
Lebanon	1,919
Poland	1,323
Germany	1,146
Chile	877
Former Yugoslavia	815
Other countries and territories	5,645
Total	37,993

¹ Definition: People either born abroad or people born in Sweden, both of whose parents were born abroad. 44 per cent of Södertälje residents have a foreign background (Sweden: 18.6 per cent). 80 different languages are spoken in Södertälje.

TOTAL POPULATION IN DIFFERENT PARTS OF

MUNICIPALITY, 31/12/2010 (incl. change since last year)

Östertälje	21,776	341
Västertälje	27,426	405
Tveta	19,721	270
Järna	8,989	105
Hölö-Mörkö	3,534	4
Vårdinge	1,913	3
Enhörna	2,738	90
Others	149	-57

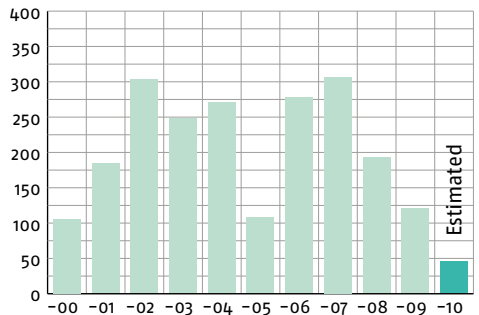
FORMS OF ACCOMMODATIONS SÖDERTÄLJE SWEDEN

Apartment blocks	70%	54%
Single-person households	40%	40%
Small houses	30%	45%

COMPLETED HOMES IN SÖDERTÄLJE MUNICIPALITY,

2000-2010:

Number of homes





LantChips
www.lantchips.com

Södertälje – international, dynamic municipality for trade and industry

We are an international municipality, as is reflected in the economy, the cultural life and the population. A report produced by the Gothenburg School of Business, Economics and Law ranks Södertälje Municipality as the region with the best conditions for entrepreneurship and economic growth, thanks precisely to our conditions.

Political control

In the 2010 elections the red/green block - Social Democrats, Left and Greens - gained the majority in the Municipal Council. They hold 34 of the 65 mandates on the Council. The Social Democrats are the biggest party, followed by the Moderates.

MUNICIPAL COUNCIL, BREAKDOWN OF MANDATES:

Party	Members
Moderates	15
Centre Party	3
People's Party	4
Christian Democrats	2
Social Democrats	25
Left Party	4
Green Party	5
Sweden Democrats	5
National Democrats	2

COMPOSITION OF MUNICIPAL EXECUTIVE BOARD:

Party	Members	Deputies
Social Democrats	4	4
Green Party	1	1
Left Party	1	1
Moderates	2	3
People's Party	1	0
Centre Party	1	0
Christian Democrats	0	1
Sweden Democrats	1	1

ELECTION RESULTS, 2010:

Party	Share
Moderates	21.90%
Centre Party	4.34%
People's Party	6.27%
Christian Democrats	3.87%
Social Democrats	36.95%
Left Party	5.91%
Green Party	7.88%
Pensioners' Party	0.60%
Sweden Democrats	7.31%
National Democrats	3.45%
Others	1.53%
Election turnout	74.25%

Source: Election Authority

Trade & Industry and work

Number of companies	5,700
Small businesses (0-4 employees)	4,870
Jobs	44,724
Inward commuting	19,438
Outward commuting	11,757

THE BIGGEST EMPLOYERS IN SÖDERTÄLJE

Scania AB	9,140
Södertälje Municipality	5,700
Astra Zeneca	5,570
Södertälje Hospital	950
Dynamate AB	680
Telge AB (Group)	640
Cerealia	270
Prison and Probation Service, Hall	270
Södertälje Police	240
Nobina	240
Securitas AB	220
Elma Personlig Assistans	200
Posten	200
Volkswagen Group	150

Economy

TAX RATE (Church or burial charges are extra.)

Municipal tax	20.13%
County tax	12.10%
Total	32.23%

HOW EVERY SEK 100 OF TAXPAYERS' MONEY WAS USED IN THE MUNICIPALITY IN 2010 (SEK):

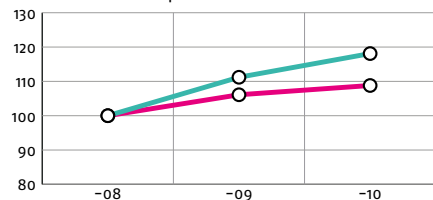
21.19	compulsory school
16.15	activities for those with disabilities
12.16	healthcare for the elderly
11.25	childcare
9.15	upper secondary education
6.92	benefits
6.33	social initiatives for children, young people and adults
4.67	libraries, culture, leisure activities
2.66	surplus for the year
2.37	streets, paths and parking
2.37	labour market measures
1.49	adult education
1.39	other activities
1.13	emergency services and protection
0.58	parks and nature
0.19	environment and health protection

Educational activities



NUMBER OF PUPILS IN

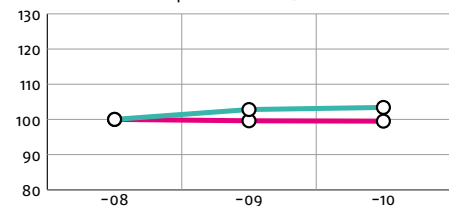
Municipal and independent pre-schools

Index  Net expenditure  No. of children



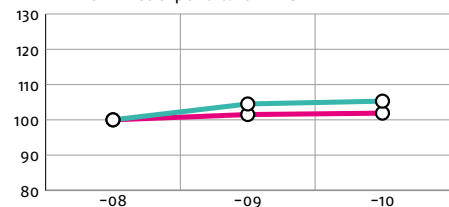
Municipal and independent primary and lower secondary schools

Index  Net expenditure  No. of children



Municipal and independent upper secondary schools

Index  Net expenditure  No. of children



Adult education

OPERATIONAL FIGURES

	2008	2009	2010
Annual places, municipal adult education	724	1,217	1,138
Supplementary education	16	53	21
Annual places, Swedish for Immigrants	2,389	2,433	2,552
Annual places, learning for the disabled	64	63	77

CAMPUS TELGE

Royal Institute of Technology: Engineering courses, masters' courses and technical base year

Mälardalen University: Teacher training and training of nurses (from spring semester 2012)

Number of students: approx. 800

Care of the elderly

OPERATIONAL FIGURES

	2008	2009	2010
Net cost, MSEK	484.2	492.3	487.1
Living in nursing and sheltered accommodation	519	518	525
<i>Of which</i>			
- own apartments for permanent residence and short-term places	415	416	427
- subcontracted	72	72	71
- external	32	30	27
No. of hours home help service	377,652	411,059	431,615

Culture and leisure

KEY FIGURES

	2008	2009	2010
Net cost, MSEK	180.4	178.4	186.2
Visits to art galleries	52,887	51,677	44,169
Contributions to associations, MSEK	35.9	35.4	31.0
Borrowing from libraries	422,096	437,786	348,119
Pupils at College of Culture	1,821	1,780	1,730
College of Culture's open activities	No figures	No figures	2,482
Visits to recreational facilities	77,427	85,136	89,888
Visits to Torekällberget	135,436	148,000	120,662
Visits to programmes	97,656	114,559	132,799

MOST POPULAR DESTINATIONS (NO. OF VISITORS, 2010)

Luna Cultural Building:

City Library	800,000
Art Gallery	44,200
Tom Tits Experiment	200,000
Sydpoolen	383,500
Torekällberget	120,700
Cultural Building in Ytterjärna	30,000
+ Järna Culture Centre	60,000
Tullgarn Castle and Park	76,600

Activities for people with disabilities

OPERATIONAL FIGURES	2008	2009	2010
Total net cost, MSEK	598.1	641.0	643.1
Disabilities.....	529.8	563.6	567.6
Social psychiatry	68.3	77.4	75.5
<i>Area of disability</i>			
Home with special service			
No. of adults	324	326	340
of which externally managed.....	191	194	204
Total number of people in			
daily operations.....	451	473	513
of which externally managed.....	230	230	238
Number of people with personal			
assistance (LSS & LASS).....	228	210	220
<i>Social psychiatry</i>			
No. days' residence in care	22,828	20,982	20,032
of which externally managed.....	10,963	9,384	9,145

Care of families and individuals

OPERATIONAL FIGURES	2008	2009	2010
<i>Total net cost, MSEK</i>			
Work and benefits.....	260.1	308.7	370.2
Adult care	62.3	68.7	65.3
Care of children and young people.....			
	199.6	202.6	186.7

Benefits


Number of residents who received benefits			
	6,455	8,064	8,458
Aid time, mon/household			
	6.55	6.74	7.21
Receipt of refugees,			
no. of people.....			
	824	675	462
Introduction compensation,			
households.....			
	1,546	1,128	845

Care of children and young people

Number of children/young people placed.....			
	258	230	209

Adult care - abuse

Number placed in family home/institution.....			
	107	79	71



Södertälje – attraction, growth and development

We have perhaps the best geographical location in the country, access to labour and an infrastructure that benefits new company startups. Södertälje offers everything from an urban environment to countryside, lakes and the sea. We have good communications and are one of the most popular growth regions in the country. Our municipality is one of the most prominent sporting cities in Sweden.

